

VENN 1.0 phase-cut dim

11-Jul.-2019

1.0

LED 38W | 220-240VAC | 50-60Hz | PCB 3-step | phase-cut dim

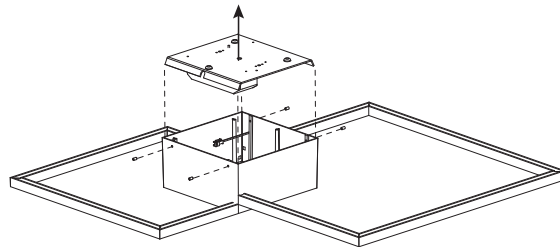
CE IP20 0.3m P

White texture	149184W_
Black texture	149184B_
Bronze	149184Q_

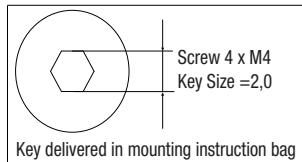
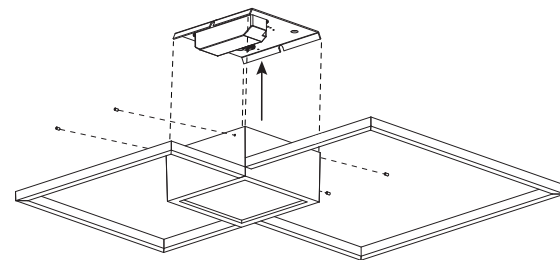
LIGHT COLOUR

2700K >80CRI 2100lm	2
3000K >80CRI 2250lm	4

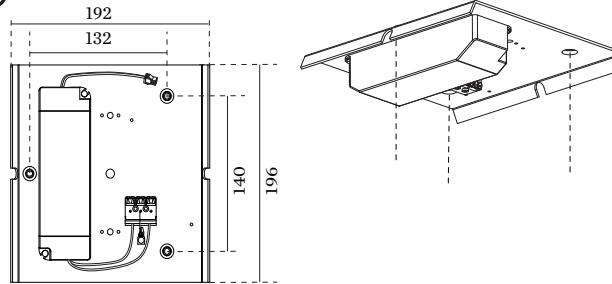
①



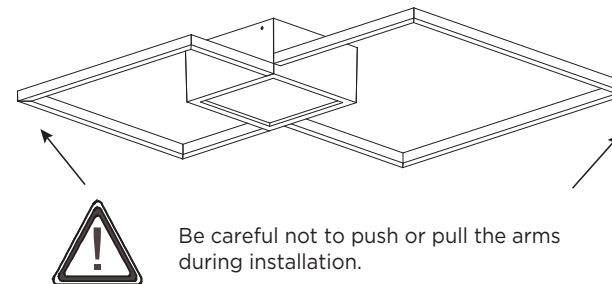
④



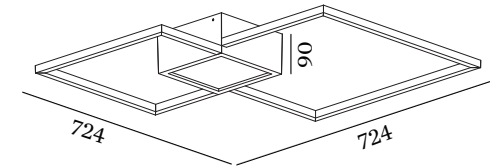
②



⑤



DIMENSIONS

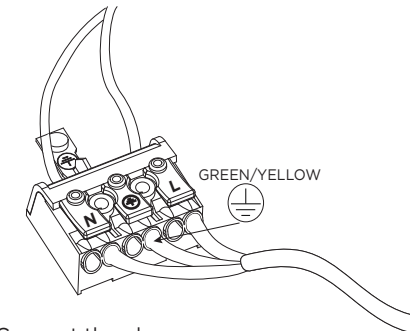


MOUNTING PLATE FIXATION

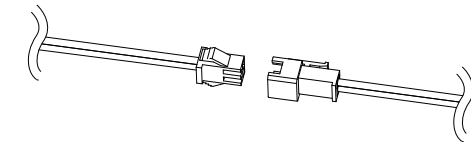
- ① Remove the mounting plate.
- ② Fixate the mounting plate to the wall/ceiling with screws.

POWER CONNECTION

- ③ Connect the terminal block.



Connect the plugs.



- ④ Fixate the lamp base back to the mounting plate.
- ⑤ Complete

VENN 1.0

DETAILED MOUNTING INSTRUCTION
11-Jul.-2019

DETAILED DIMENSIONS VENN:

