

MIRBI long IP44

28-May-2019

1.0 LED

LED 6W | 220-240VAC | 50-60Hz | PCB 3-step | incl. PS | output selector | phase-cut dim
 CE IP44 0,3m

white texture 329184W_

LIGHT COLOUR

2700K | >90CRI | H300/L190lm 3
 3000K | >90CRI | H330/L210lm 5

2.0 LED

LED 12W | 220-240VAC | 50-60Hz | PCB 3-step | incl. PS | output selector | phase-cut dim
 CE IP44 0,3m

white texture 329284W_

LIGHT COLOUR

2700K | >90CRI | H550/L320lm 3
 3000K | >90CRI | H620/L365lm 5

3.0 LED

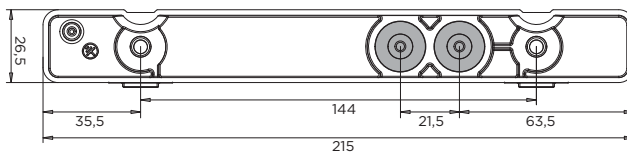
LED 18W | 220-240VAC | 50-60Hz | PCB 3-step | incl. PS | output selector | phase-cut dim
 CE IP44 0,3m

white texture 329384W_

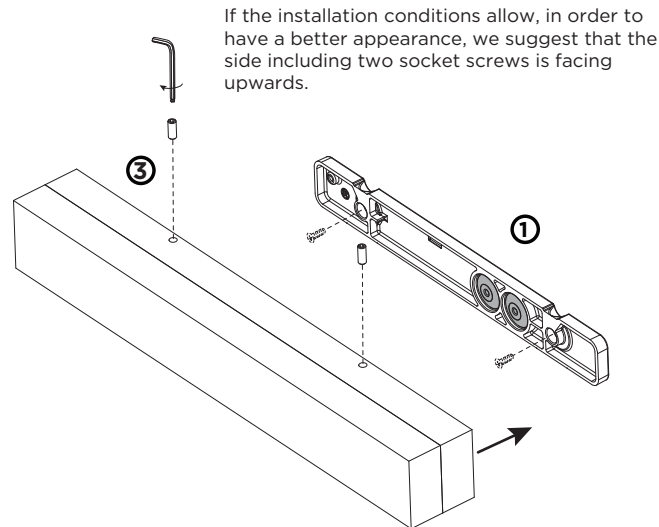
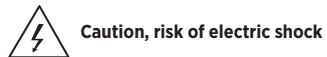
LIGHT COLOUR

2700K | >90CRI | H750/L550lm 3
 3000K | >90CRI | H840/L610lm 5

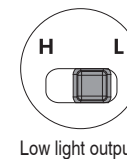
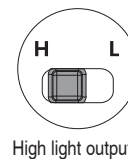
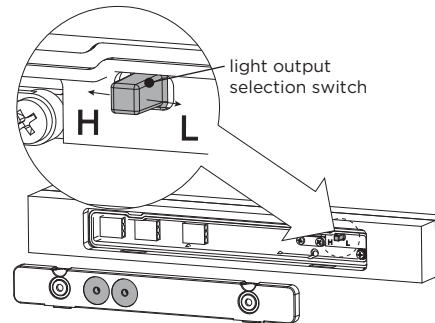
Mounting Base:



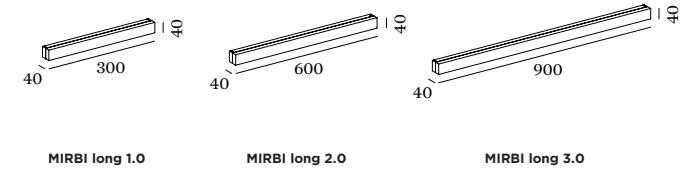
**The light source of the integrated LED is not replaceable;
 When the light source reaches its end of life the whole
 luminaire should be replaced.**



If the installation conditions allow, in order to have a better appearance, we suggest that the side including two socket screws is facing upwards.

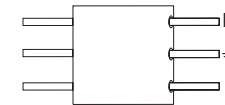


DIMENSIONS



MOUNTING INSTRUCTION

- Remove the mounting base from the MIRBO and mount it on the wall with screws.
- POWER CONNECTION**
 Connect the power supply connection: STANDARD version
- Fixate the luminaire on the base with 2 socket screws.



	A	B	C
use appropriate tool			
CABLE			
TYPE	ROUND H05RN-F H07RN8-F H07RN-F	ROUND H05RN-F	ROUND
OUTSIDE Ø	min 6.8mm max 8.9mm	min 5mm max 6.8mm	min 1.5mm max 2.6mm
CONDUCTION SECTION	2or3x 0.75mm ² 2or3x 1.0mm ² 2or3x 1.5mm ²	2or3x 0.75mm ² 2x 1.0mm ²	0.75mm ² 1.5mm ²