

J.J.W.

01-06-2015

03

3xQA60 max. 53W | E27 | 220-240VAC | 50-60Hz

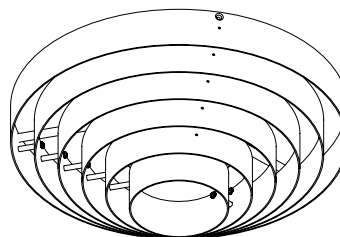
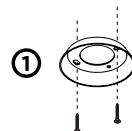
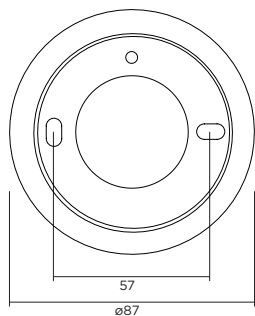
CE IP20 960°C 10,9m

silver / grey
gold

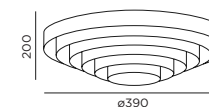
2051E8S0
2051E8G0

OPTIONAL
for QA60 lamps see our catalogue

ceiling plate dimensions



DIMENSIONS



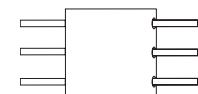
MOUNTING INSTRUCTION

- 1 Remove the ceiling plate and mount it on the ceiling with screws.

POWER CONNECTION

- 2 Connect the power supply.

Interior: STANDARD version



- 3 Insert the 3 lamps (lamps are not included)
- 4 Mount the fixture to the ceiling plate with the side screws



WEVER & DUCRÉ
LIGHTING

www.weverducre.com

**INSTALLATION
INSTRUCTIONS**