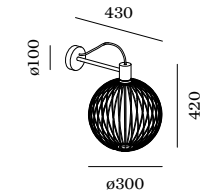


# WIRO

WALL SURFACE

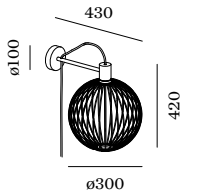



## 1.0 GLOBE

T30 | max. 60W | E27  
220-240VAC | 50-60Hz  
varnished steel | lacquered

1.95kg IP20

	CODE
	3353E8WB0
	3353E8VB0
	3353E8BB0



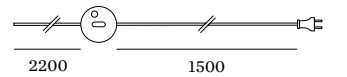
## 1.1 GLOBE

T30 | LED 4-25W | E27  
220-240VAC | 50-60Hz  
varnished steel | lacquered

1.95kg IP20

	CODE
	3354E8WB0
	3354E8VB0
	3354E8BB0

cable plug with dimmer



## OPTIONAL

T30-225 LED E27 6W

	CODE
2200K   450lm	9003E129
2700K   500lm	9003E136

T32-180 carbon filament E27 15W

	CODE
2200K   50lm	9003E106

more lamps and specs on page 704

## OPTIONAL

T30-225 LED E27 6W

	CODE
2200K   450lm	9003E129
2700K   500lm	9003E136

T32-180 carbon filament E27 15W

	CODE
2200K   50lm	9003E106

more lamps and specs on page 704