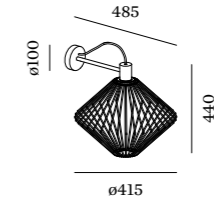




WIRO

WALL SURFACE

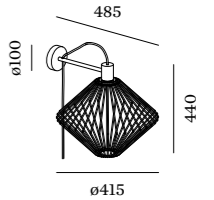


1.0 DIAMOND

T30 | max. 60W | E27
220-240VAC | 50-60Hz
varnished steel | lacquered

2.45kg IP20

CODE	
	3351E8PB0
	3351E8BB0



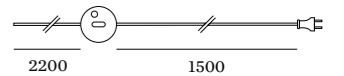
1.1 DIAMOND

T30 | LED 4-25W | E27
220-240VAC | 50-60Hz
varnished steel | lacquered

2.45kg IP20

CODE	
	3352E8PB0
	3352E8BB0

cable plug with dimmer



OPTIONAL

T30-225 LED E27 6W

CODE	
2200K 450lm	9003E129
2700K 500lm	9003E136

T32-180 carbon filament E27 15W

CODE	
2200K 50lm	9003E106

more lamps and specs on page 704

OPTIONAL

T30-225 LED E27 6W

CODE	
2200K 450lm	9003E129
2700K 500lm	9003E136

T32-180 carbon filament E27 15W

CODE	
2200K 50lm	9003E106

more lamps and specs on page 704

