

# ODREY on track

1-PHASE



p. 387 p. 491



## OPTIONAL

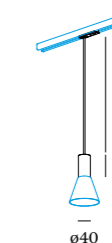
inner cover 1.0

	CODE
	911420G0
	911420B0

suitable for shades 6.0 | 7.0 | 8.0




available from summer 2020

Rev. 003/2020-10



## 1.0

PAR16 max. 12W | GU10  
100-240VAC | 50-60Hz  
aluminium wet painted  
incl. 1-phase Global® track adapter

 0.22kg  IP20  30°

	CODE
	257220G0
	257220B0

## OPTIONAL










PAR16 LED GU10 7W | phase-cut dim

	CODE
2700K	901228B3
3000K	901228B5
1800-2850K	901229S9










more lamps and specs on page 701

## ALWAYS USE

shade 1.0 - 8.0 in gold

	CODE
 1.0	911421G1
 2.0	91140GG0
 2.0	91140GB0
 3.0	911423G1
 4.0	911424G1
 5.0	911425G1
 6.0	911426G1
 7.0	911427G1
 8.0	911428G1

shade 1.0 - 8.0 in black

	CODE
 1.0	911421B1
 2.0	91140BB0
 2.0	91140BG0
 3.0	911423B1
 4.0	911424B1
 5.0	911425B1
 6.0	911426B1
 7.0	911427B1
 8.0	911428B1