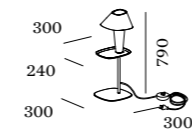




# REVER

## FLOOR SURFACE



### 1.0 XS

LED A60 max. 12W | E27  
220-240VAC | 50-60Hz | plated  
powder coated steel polycarbonate

IP20 4.7kg

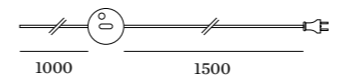
#### lamp body

	CODE
	6531ETG_
	6531ESG_
	6531ECW_
	6531EAY_
	6531EHR_

#### mounting detail

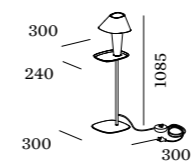
	CODE
	C
	N
	G
	P
	W
	B

black cable plug with dimmer  
for white tray white cable



### OPTIONAL

A60 LED E27 9W | phase-cut dim  
CODE  
2700K | 800lm 9003E152



### 1.0 S

LED A60 max. 12W | E27  
220-240VAC | 50-60Hz | plated  
powder coated steel polycarbonate

IP20 5kg

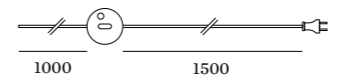
#### lamp body

	CODE
	6532ETG_
	6532ESG_
	6532ECW_
	6532EAY_
	6532EHR_

#### mounting detail

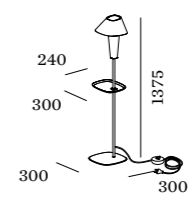
	CODE
	C
	N
	G
	P
	W
	B

black cable plug with dimmer  
for white tray white cable



### OPTIONAL

A60 LED E27 9W | phase-cut dim  
CODE  
2700K | 800lm 9003E152



### 1.0 M

LED A60 max. 12W | E27  
220-240VAC | 50-60Hz | plated  
powder coated steel polycarbonate

IP20 5.3kg

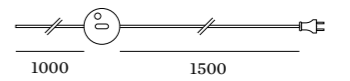
#### lamp body

	CODE
	6533ETG_
	6533ESG_
	6533ECW_
	6533EAY_
	6533EHR_

#### mounting detail

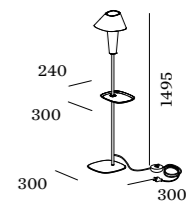
	CODE
	C
	N
	G
	P
	W
	B

black cable plug with dimmer  
for white tray white cable



### OPTIONAL

A60 LED E27 9W | phase-cut dim  
CODE  
2700K | 800lm 9003E152



### 1.0 L

LED A60 max. 12W | E27  
220-240VAC | 50-60Hz | plated  
powder coated steel polycarbonate

IP20 5.4kg

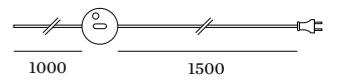
#### lamp body

	CODE
	6534ETG_
	6534ESG_
	6534ECW_
	6534EAY_
	6534EHR_

#### mounting detail

	CODE
	C
	N
	G
	P
	W
	B

black cable plug with dimmer  
for white tray white cable



### OPTIONAL

A60 LED E27 9W | phase-cut dim  
CODE  
2700K | 800lm 9003E152