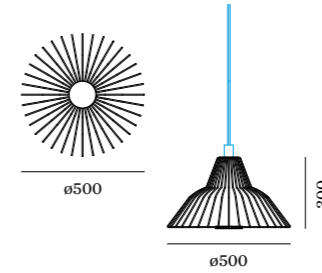




WIRO
CEILING SUSPENDED



1.0 INDUSTRY

T30 | max. 60W | E27
220-240VAC | 50-60Hz
varnished steel | lacquered

3.00kg ±0.3 IP20

shade only

	CODE
	230100T0
	230100B0

OPTIONAL

T30-300 LED E27 8W

	CODE
2200K 550lm	9003E130
2700K 550lm	9003E135

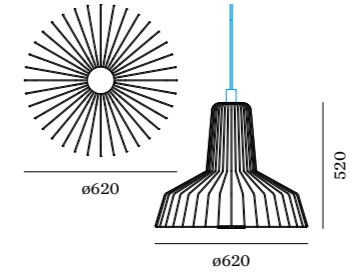
T32-300 carbon filament E27 15W

	CODE
2200K 50lm	9003E127

T32-180 carbon filament E27 15W

	CODE
2200K 50lm	9003E106

more lamps and specs on page 704



2.0 INDUSTRY

T30 | max. 60W | E27
220-240VAC | 50-60Hz
varnished steel | lacquered

4.50kg ±0.3 IP20

shade only

	CODE
	230200O0
	230200B0

OPTIONAL



T30-300 LED E27 8W

	CODE
2200K 550lm	9003E130
2700K 550lm	9003E135

T32-300 carbon filament E27 15W

	CODE
2200K 50lm	9003E127

more lamps and specs on page 704



ALWAYS USE

Suspension single

connector set for one shade
round ceiling base | with steel wire

	CODE
 2.6m	90015175
 6.0m	90015176

more information on page 91