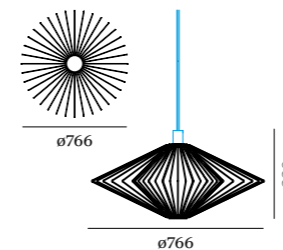




As awarded by The Chicago Athenaeum: Museum of Architecture and Design



2.0 DIAMOND

☐ T30 | max. 60W | E27
220-240VAC | 50-60Hz
varnished steel | lacquered

☑ 5.08kg ☑ IP20

shade only

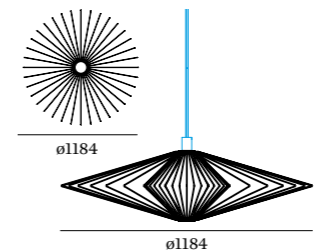
	CODE
	229200P0
	229200B0

OPTIONAL

T30-300 LED E27 8W	CODE
2200K 550lm	9003E130
2700K 550lm	9003E135

T32-300 carbon filament E27 15W	CODE
2200K 50lm	9003E127

more lamps and specs on page 704



3.0 DIAMOND

☐ T30 | max. 60W | E27
220-240VAC | 50-60Hz
varnished steel | lacquered

☑ 6.50kg ☑ IP20

shade only

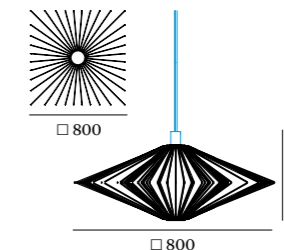
	CODE
	229300P0
	229300B0

OPTIONAL

T30-300 LED E27 8W	CODE
2200K 550lm	9003E130
2700K 550lm	9003E135

T32-300 carbon filament E27 15W	CODE
2200K 50lm	9003E127

more lamps and specs on page 704



4.0 DIAMOND

☐ T30 | max. 60W | E27
220-240VAC | 50-60Hz
varnished steel | lacquered

☑ 6.00kg ☑ IP20

shade only

	CODE
	229400P0
	229400B0

OPTIONAL

T30-300 LED E27 8W	CODE
2200K 550lm	9003E130
2700K 550lm	9003E135

T32-300 carbon filament E27 15W	CODE
2200K 50lm	9003E127

more lamps and specs on page 704



copper
P



black
B

ALWAYS USE

Suspension single
connector set for one shade
round ceiling base | with steel wire

	CODE
	90015175
	90015176

more information on page 91