

2.0 | 3.0 LED

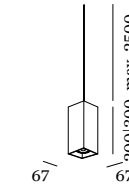
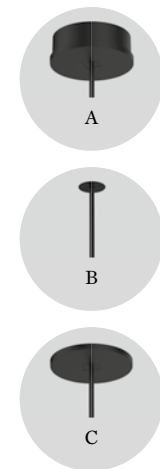
LED 6W | 220-240VAC | 50-60Hz
COB 3-step | incl. PS | phase-cut dim
aluminium powder coated
brushed

0.66 | 0.83kg IP20 \varnothing 0.3+D Δ 36°

2.0 200mm	CODE
	214164W_
	214164L_
	214164P_
	214164B_

3.0 300mm	CODE
	214264W_
	214264L_
	214264P_
	214264B_

LIGHT COLOUR	LUMEN CRI	CODE
2700K	420 >90	3
3000K	440 >90	5
1800-2850K	360 >95	9



2.0 | 3.0 PAR16

PAR16 max. 12W | GU10
100-240VAC | 50-60Hz
aluminium powder coated
brushed

0.59 | 0.76kg IP20 \varnothing 0.3+D

2.0 200mm	CODE
	214120W0
	214120L0
	214120P0
	214120B0

3.0 300mm	CODE
	214220W0
	214220L0
	214220P0
	214220B0

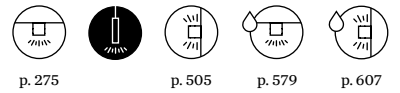
OPTIONAL

PAR16 LED GU10 7W phase-cut dim	CODE
2700K	901228W2
3000K	901228W4
1800-2850K	901229S9

more lamps and specs on page 701

BOX

CEILING SUSPENDED



p. 275

p. 505

p. 579

p. 607

ALWAYS USE

A | Single suspension
ceiling base round

CODE	
	90052022
	90052021

B | Invisible ceiling suspension
plasterkit | system - with fixation
and adjustment

CODE	
	90015195

C | Single ceiling base semi recessed

CODE	
	90052026
	90052027

multi suspension options on page 455